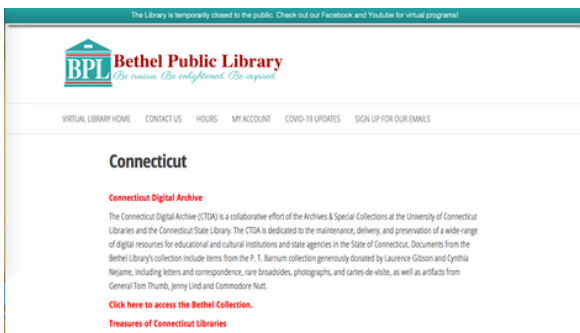




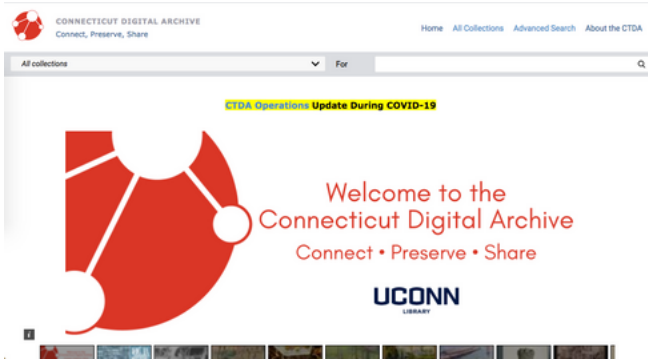
First step: visit the **Bethel Public Library** website and click on the link for the main site.



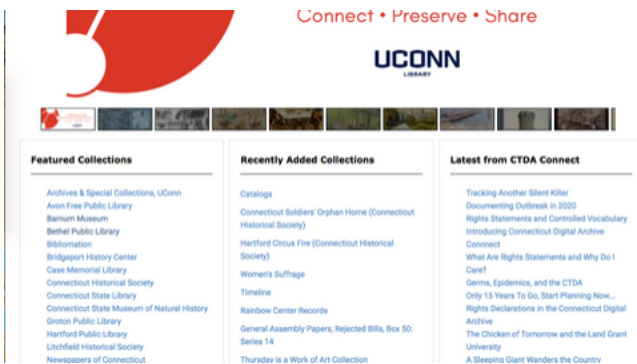
Next, click on the **Research** tab. The **Connecticut** link under this tab is what we are looking for.



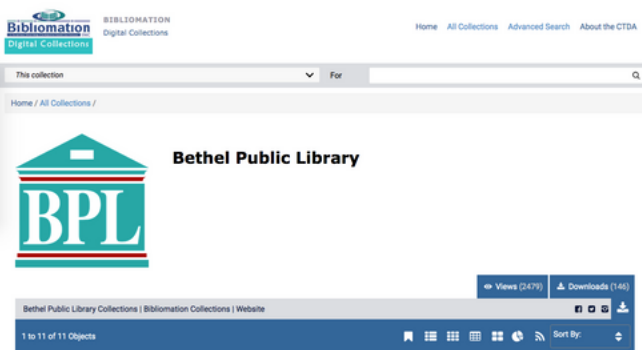
This page will describe what exactly the Connecticut Digital Archive is and how BPL is involved in the project. You can visit the CTDA website two ways from this page: by clicking on the **CTDA website** link or clicking on the **Bethel Collection** link.



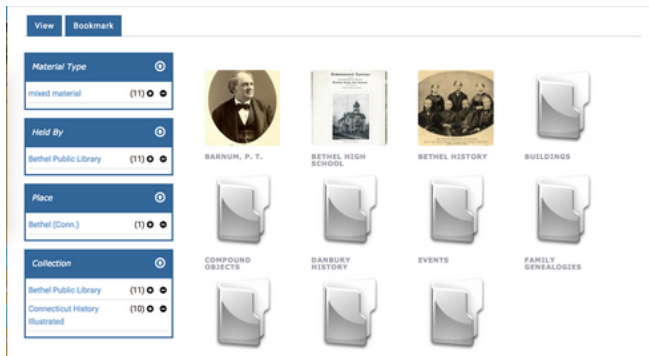
Once you click on either one of those links, you will go to the CTDA website.



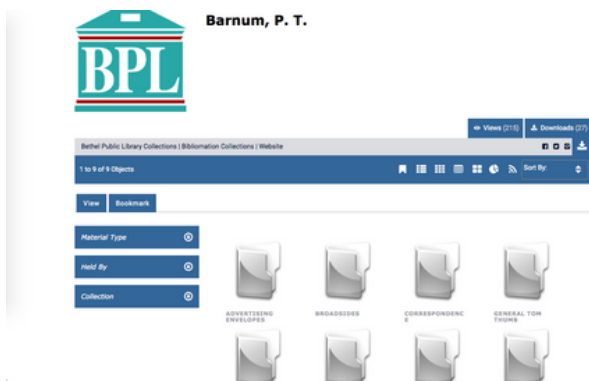
If you scroll down the page, the different collections available to browse through can be found. Various libraries, museums and historical societies are part of CTDA and have added many different items to their collections. Browse through the various links to see what interesting things are available for viewing.




The Bethel Public Library has various items in its collections and folders are labeled to allow for easy navigation.



You can also use the drop down menus on the left hand side of the website to filter out what materials you are looking for. You can also click on each folder to see what it held within it.



For example, the P.T. Barnum collection contains many different materials. Once you click on the folder, you will be taken to another page which contains folders that further separate the collection.



Once you open the folders, you can see the items within, the titles of each item and the date that they were created. This allows you to take a quick glance at the materials; the materials are alphabetized by title, so browse through to see everything we have!